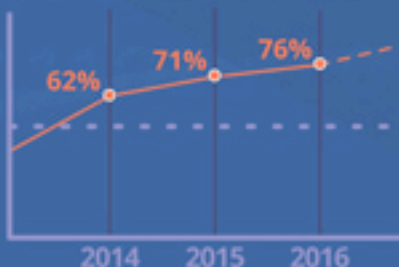


SURVEY DEMOGRAPHICS

- 10** Countries represented around the world
- 20+** Industries represented
- 1,000** Qualified IT security decision makers & practitioners

RISING CYBERATTACKS

The percentage of respondents affected by successful attacks is rising each year.



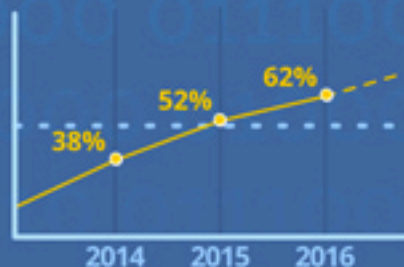
SUSCEPTIBLE NATIONS

The percentage of respondents affected by successful attacks in 2015 varied by nation.



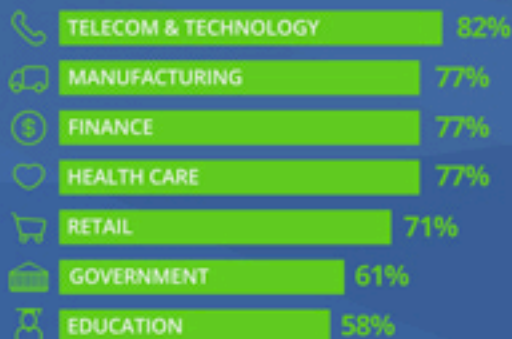
SINKING EXPECTATIONS

Respondents that believe a successful cyberattack is likely in the coming year is skyrocketing.



INCREASING SECURITY BUDGETS

Although three out of four IT security budgets are increasing in 2016, the percentage of growing IT security budgets varies by industry.



SECURITY'S WEAKEST LINKS

These areas are rated as most difficult to secure...

- MOBILE DEVICES
- SOCIAL MEDIA APPLICATIONS
- LAPTOPS/ NOTEBOOKS

CYBERTHREAT HEADACHES

Cyberthreats causing the greatest concern include...

- MALWARE (VIRUSES, WORMS, TROJANS)
- PHISHING/ SPEAR-PHISHING ATTACKS
- SSL-ENCRYPTED THREATS

SECURITY'S BIGGEST OBSTACLES

These obstacles inhibit IT from defending cyberthreats...

- LOW SECURITY AWARENESS AMONG EMPLOYEES
- TOO MUCH DATA TO ANALYZE
- LACK OF SKILLED PERSONNEL

NETWORK SECURITY ACQUISITIONS

The top four network security technologies targeted for acquisition in 2016 are...

- NEXT-GENERATION FIREWALL (NGFW)
- THREAT INTELLIGENCE SERVICE
- USER BEHAVIOR ANALYTICS/ ACTIVITY MONITORING
- SECURITY ANALYTICS/ FULL-PACKET CAPTURE & ANALYSIS

ENDPOINT SECURITY ACQUISITIONS

The top four endpoint security technologies targeted for acquisition in 2016 include...

- CONTAINERIZATION/ MICRO-VIRTUALIZATION
- SELF-REMEDiation FOR INFECTED ENDPOINTS
- DIGITAL FORENSICS/ INCIDENT RESOLUTION
- DATA LOSS/LEAK PREVENTION (DLP)

ENDPOINT PROTECTION REVOLUTION

The percentage of organizations evaluating new endpoint protection solutions to augment or replace their existing investments is skyrocketing.



RESEARCH SPONSORS

